


CW#

© 2004 by The McGraw-Hill Companies



















# MEASURING LENGTH



# Length Measurement Practice



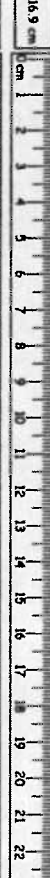
















Name \_\_\_\_\_  
 Date \_\_\_\_\_  
 Period \_\_\_\_\_

Measure the length of the line, in centimeters, and write the answer in the space to the right.

1.  \_\_\_\_\_ cm
2.  \_\_\_\_\_ cm
3.  \_\_\_\_\_ cm
4.  \_\_\_\_\_ cm
5.  \_\_\_\_\_ cm
6.  \_\_\_\_\_ cm
7.  \_\_\_\_\_ cm
8.  \_\_\_\_\_ cm
9.  \_\_\_\_\_ cm
10.  \_\_\_\_\_ cm
11.  \_\_\_\_\_ cm
12.  \_\_\_\_\_ cm
13.  \_\_\_\_\_ cm
14.  \_\_\_\_\_ cm
15.  \_\_\_\_\_ cm
16.  \_\_\_\_\_ cm
17.  \_\_\_\_\_ cm
18.  \_\_\_\_\_ cm

Draw a line on the ruler the exact length of the number in the box to the left of the ruler.

Examples:

- 21.5 cm 
- 10.4 cm 
- 16.9 cm 
- 20.1 cm 
- 14.7 cm 
- 9.9 cm 
- 3.2 cm 
- 22.8 cm 
- 19.4 cm 
- 8.3 cm 
- 17.9 cm 
- 4.35 cm 
- 7.05 cm 
- 12.91 cm 
- 18.54 cm 
- 21.65 cm 
- 0.15 cm 
- 15.25 cm 
- 23.00 cm 
- 10.05 cm 