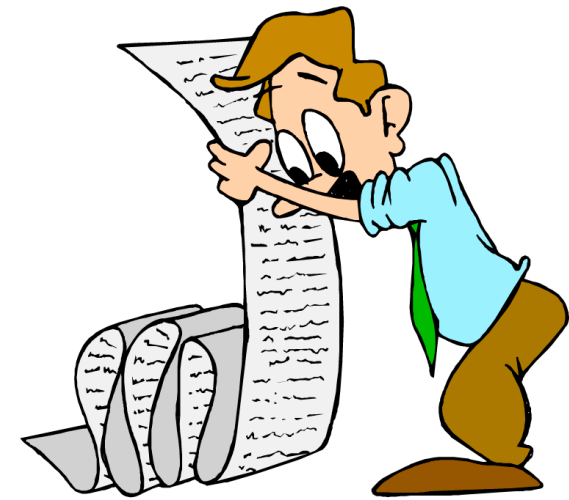



# **STATION 1: SYLLABUS SCAVENGER HUNT**

Directions: In your group, use the “Parent Letter” to answer as many questions as possible to earn the greatest number of points possible. Different questions are worth different point values and you do not have to answer the questions in order. When you are finished or when time is up, place your completed scavenger hunt with all of your group members’ names in the folder.




# STATION 2: QUIZ YOUR CLASSMATES

Directions: Use these questions to get to know your classmates. Some questions will require responses from all group members and some questions will only require a response from one group member. When you are finished or when time is up, place your completed “quiz” in the folder.



# STATION 3: CLASSROOM SCAVENGER HUNT



Directions: Having good observation skills is extremely important in a science classroom. In your group, use your observation skills and look around the room in order to answer as many questions as possible to earn the greatest number of points. When you are finished or when time is up, place your completed scavenger hunt with all of your group members' names in the folder.

# STATION 4: INTRO TO EDpuzzle

## INSTRUCTIONS:

- Take an iPad from those provided.
- Using the CORRECT link below, login to EDpuzzle and set up your account.

**-CLICK ON “Don't have an account? Sign up”**

**-CREATE Your account through EDpuzzle—Make sure you use your correct first and last name or you will not receive credit and will be required to sign up again.**

➤ **PERIOD 2= <https://edpuzzle.com/join/carpudc>**

➤ **PERIOD 3= <https://edpuzzle.com/join/sahojic>**

➤ **PERIOD 4= <https://edpuzzle.com/join/totcafz>**

➤ **PERIOD 5= <https://edpuzzle.com/join/furizki>**

➤ **PERIOD 6= <https://edpuzzle.com/join/jaretau>**

- Watch the video and answer the questions given

**\*\*NOTE\*\***

**YOU MUST RECEIVE AN 86% OR HIGHER IN ORDER TO RECEIVE CREDIT**

**EDpuzzle homework assignments will begin next week (HW #2)!**



# STATION 5: IN A PERFECT WORLD...

Directions: On the chart paper provided, describe what the perfect school, classroom, teacher, and student would be like. You may write complete sentences, short phrases or words, or draw images as part of your description



# STATION 6: IN A PERFECT WORLD...

Directions: On the chart paper provided, describe what the perfect school, classroom, teacher, and student would be like. You may write complete sentences, short phrases or words, or draw images as part of your description



# STATION 7: INTRO TO EDpuzzle

## INSTRUCTIONS:

- Take an iPad from those provided.
- Using the CORRECT link below, login to EDpuzzle and set up your account.

**-CLICK ON** “Don't have an account? Sign up”

**-CREATE** Your account through EDpuzzle—**Make sure you use your correct first and last name or you will not receive credit and will be required to sign up again.**

➤ **PERIOD 2= <https://edpuzzle.com/join/carpudc>**

➤ **PERIOD 3= <https://edpuzzle.com/join/sahojic>**

➤ **PERIOD 4= <https://edpuzzle.com/join/totcafz>**

➤ **PERIOD 5= <https://edpuzzle.com/join/furizki>**

➤ **PERIOD 6= <https://edpuzzle.com/join/jaretau>**

- Watch the video and answer the questions given


**\*\*NOTE\*\***

**YOU MUST RECEIVE AN 86% OR HIGHER IN ORDER TO RECEIVE CREDIT**

**EDpuzzle homework assignments will begin next week (HW #2)!**



# STATION 8: CLASSROOM SCAVENGER HUNT




Directions: Having good observation skills is extremely important in a science classroom. In your group, use your observation skills and look around the room in order to answer as many questions as possible to earn the greatest number of points. When you are finished or when time is up, place your completed scavenger hunt with all of your group members' names in the folder.



# STATION 9: QUIZ YOUR CLASSMATES

Directions: Use these questions to get to know your classmates. Some questions will require responses from all group members and some questions will only require a response from one group member. When you are finished or when time is up, place your completed “quiz” in the folder.



# **STATION 10: SYLLABUS SCAVENGER HUNT**

Directions: In your group, use the “Parent Letter” to answer as many questions as possible to earn the greatest number of points possible. Different questions are worth different point values and you do not have to answer the questions in order. When you are finished or when time is up, place your completed scavenger hunt with all of your group members’ names in the folder.

